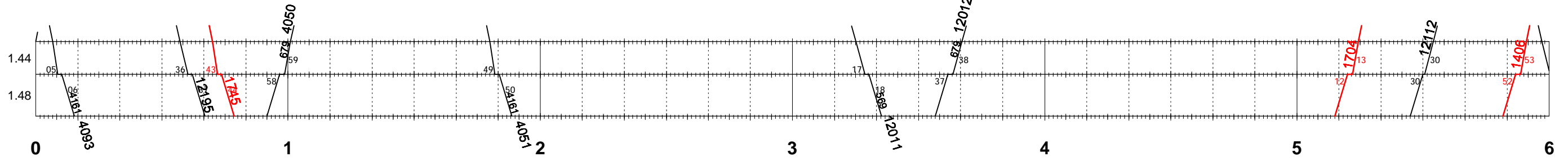


# MVR: Graphique MVR

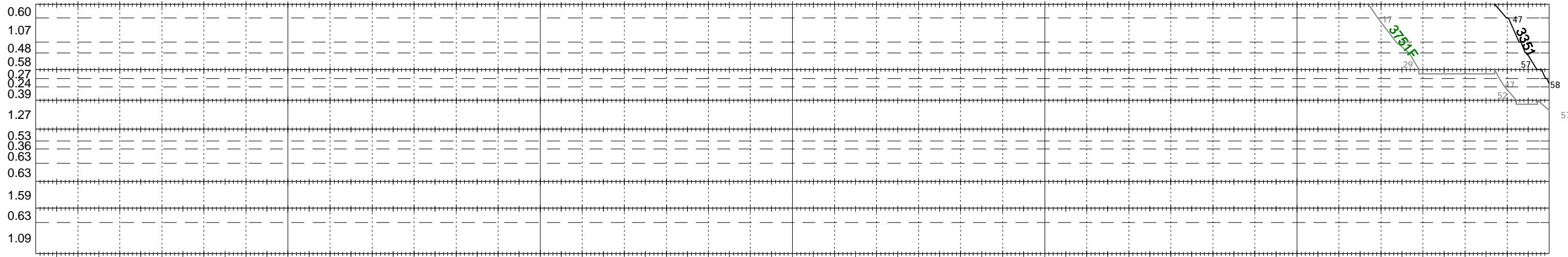
ETC à voie étroite/Horaire 2013

Période horaire: 2013, Jour(s): <tous>, Type de jour: <tous>

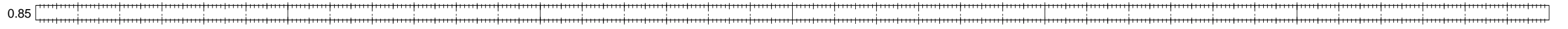
CL 23.10  
 MX 24.54  
 TER 26.02



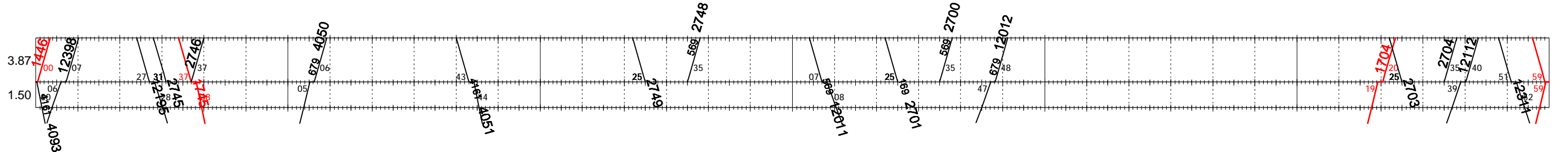
MX 0.00  
 PLCH 0.60  
 TOV 1.67  
 VALM 2.15  
 GLI 2.73  
 GLHA 0.00  
 GLCO 0.51  
 TREM 0.90  
 CAUX 2.17  
 ECTS 2.70  
 HDC 3.06  
 CRDB 3.69  
 PACC 4.32  
 JAMA 5.91  
 PERC 6.54  
 RODN 7.63




VV 18.40  
 VVFU 0.85



STSA 14.55  
 VV 18.40  
 TOUR 19.90



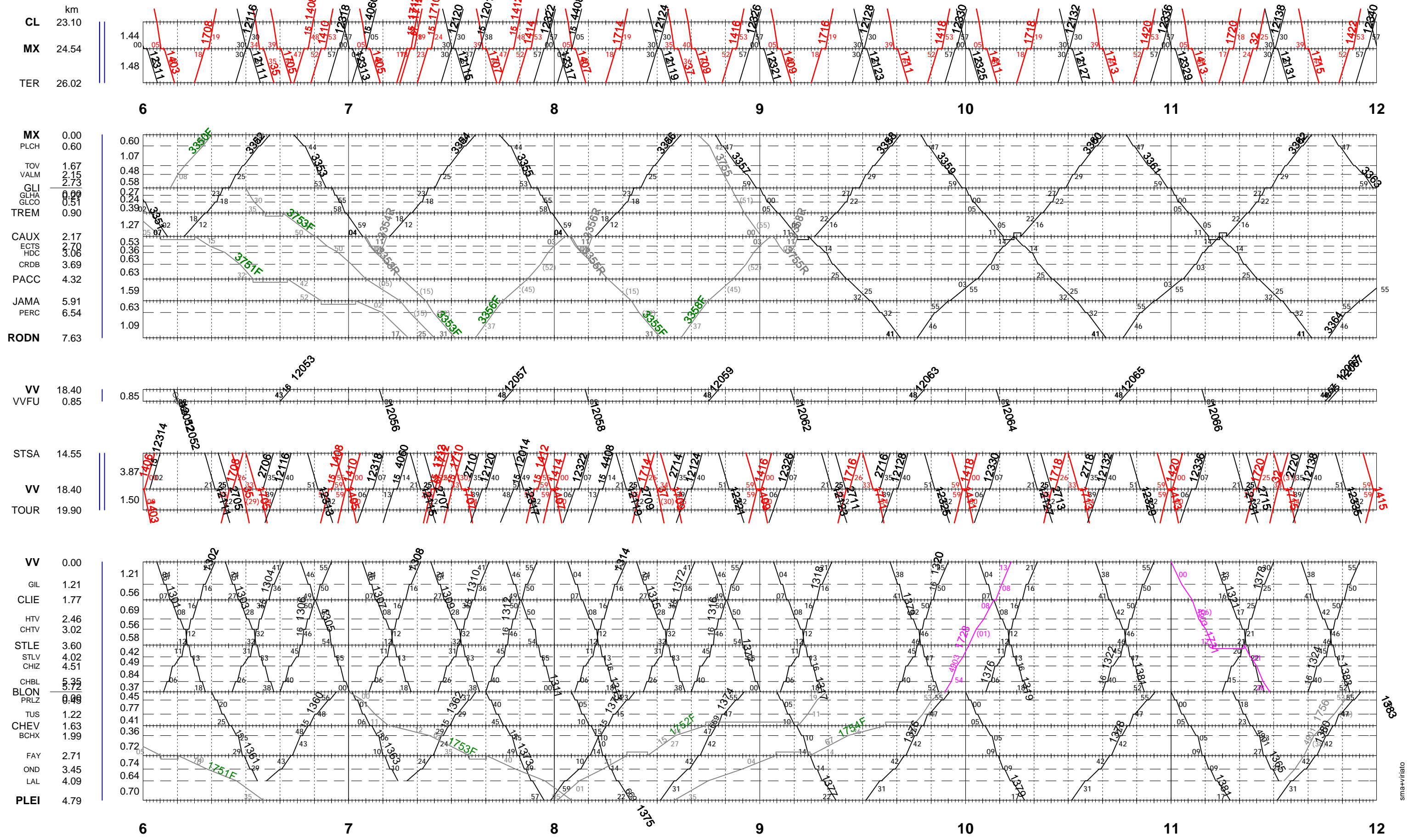
VV 0.00  
 GIL 1.21  
 CLIE 1.77  
 HTV 2.46  
 CHTV 3.02  
 STLE 3.60  
 STLV 4.02  
 CHIZ 4.51  
 CHBL 5.35  
 BLON 5.72  
 PRLZ 0.00  
 TUS 1.22  
 CHEV 1.63  
 BCHX 1.99  
 FAY 2.71  
 OND 3.45  
 LAL 4.09  
 PLEI 4.79



# MVR: Graphique MVR

# ETC à voie étroite/Horaire 2013

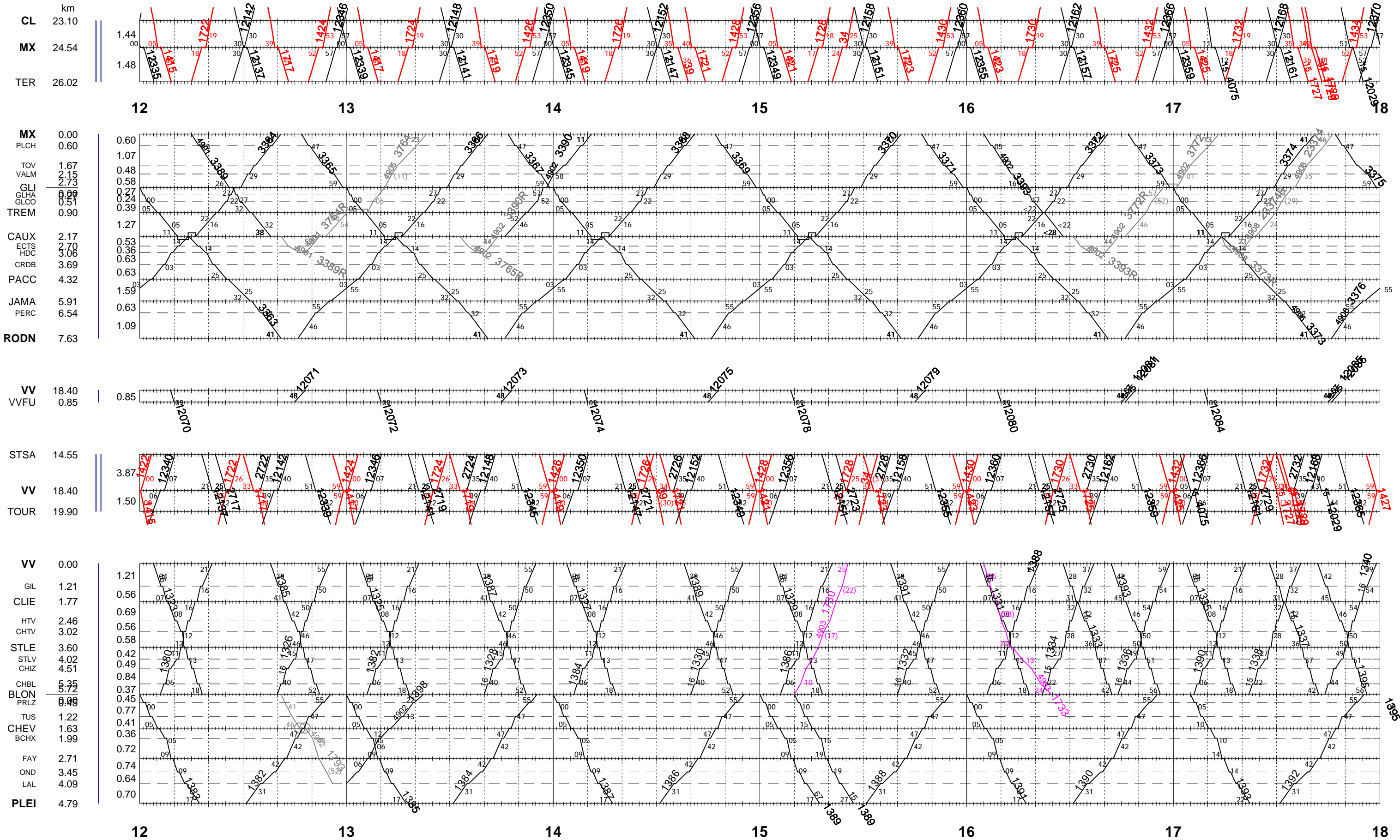
Période horaire: 2013, Jour(s): <tous>, Type de jour: <tous>



# MVR: Graphique MVR

# ETC à voie étroite/Horaire 2013

Période horaire: 2013, Jour(s): <tous>, Type de jour: <tous>



# MVR: Graphique MVR

Période horaire: 2013, Jour(s): <tous>, Type de jour: <tous>

# ETC à voie étroite/Horaire 2013

